



## Monthly report as of 31 October 2020

Princess Private Equity Holding Limited (Princess or the Company) is an investment holding company listed on the London Stock Exchange. The Company's investment objective is to provide shareholders with long-term capital growth and an attractive dividend yield by investing in a global portfolio of private companies. Princess is managed in its investment activities by Partners Group, a global private markets investment management firm with USD 96 billion in investment programs under management in private equity, private debt, private real estate and private infrastructure.

### Information

For further information please visit:  
[www.princess-privateequity.net](http://www.princess-privateequity.net)

### Investor Relations

Phone: +44 (0) 1481 711 690  
 Fax: +44 (0) 1481 730 947  
[princess@partnersgroup.com](mailto:princess@partnersgroup.com)

### Registered Office

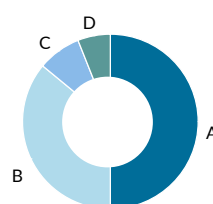
Princess Private Equity Holding Limited  
 Tudor House  
 P.O. Box 477  
 Guernsey, GY1 6BD

### Key facts

Stock exchange	London
Reuters Euro Quote	PEY.L
Reuters Sterling Quote	PEYS.L
Bloomberg Euro Quote	PEY LN
Bloomberg Sterling Quote	PEYS LN
ISIN (Euro and Sterling Quote)	GG00B28C2R28
Sedol Euro Quote	B28C2R2
Sedol Sterling Quote	BF012D4
Product life start date	12.05.1999
Shares outstanding	69'151'168

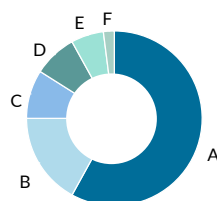
### Portfolio composition

#### Investments by regional focus



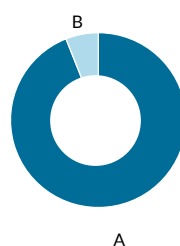
A	Europe	50%
B	North America	36%
C	Asia-Pacific	8%
D	Rest of World	6%

#### Investments by financing category



A	Small/Mid-cap	58%
B	Large/mega-large-cap	17%
C	Growth	9%
D	Special situations	8%
E	Venture capital	6%
F	Mezzanine	2%

#### Investments by transaction type



A	Direct	94%
B	Primary	6%



**Key figures in GBP** EUR NAV converted to GBP at month-end GBP/EUR exchange rate from Bloomberg. **NAV performance since inception (total return)** Indexed to 100. Since inception of Princess Private Equity Holding Limited. Princess: based on monthly total return valuations. MSCI World TR: Bloomberg NDDUWI Index in EUR. **Largest ten direct investments** Based on net asset value. **Portfolio composition** Based on total value of investments.

This document is not intended to be an investment advertisement or sales instrument; it constitutes neither an offer nor an attempt to solicit offers for the product described herein. This report was prepared using financial information contained in the company's books and records as of the reporting date. This information is believed to be accurate but has not been audited by any third party. This report describes past performance, which may not be indicative of future results. The company does not accept any liability for actions taken on the basis of the information provided. Please consult the constituent documents for a more complete description of the terms.