

Monthly report as of 31 October 2018

Princess Private Equity Holding Limited (Princess or the Company) is an investment holding company domiciled in Guernsey that invests in private equity and private debt. The portfolio includes direct, primary and secondary fund investments. Princess aims to provide shareholders with long-term capital growth as well as an attractive dividend yield. The shares are traded on the Main Market of the London Stock Exchange.

The Board of Directors of Princess passed a resolution to implement a share buyback program on 13 December 2010. During October 2018, 0 shares were repurchased under the share buyback program. As of 31 October 2018, there were 69'151'168 shares outstanding, and the NAV was thus calculated based on a total of 69'151'168 shares outstanding.

Information

For further information please visit:
www.princess-privateequity.net

Investor Relations

Phone: +44 (0) 1481 711 690
 Fax: +44 (0) 1481 730 947
princess@partnersgroup.com

Registered Office


Princess Private Equity Holding Limited
 Tudor House
 P.O. Box 477
 Guernsey, GY1 6BD

Key facts


Stock exchange	London
Reuters Euro Quote	PEY.L
Reuters Sterling Quote	PEYS.L
Bloomberg Euro Quote	PEY LN
Bloomberg Sterling Quote	PEYS LN
ISIN (Euro and Sterling Quote)	GG00B28C2R28
Sedol Euro Quote	B28C2R2
Sedol Sterling Quote	BF012D4
Product life start date	12.05.1999
Dividend YTD (EUR)	0.28

Portfolio composition


Investments by regional focus



Investments by financing category



Investments by transaction type



Key figures Over-commitment ratio: Unfunded commitments less the sum of net current assets divided by NAV (Over-commitment ratio incl. credit line includes undrawn balance on credit line). **Key figures in GBP** EUR NAV converted to GBP at month-end GBP/EUR exchange rate from Bloomberg. **NAV performance since inception (total return)** Indexed to 100. Since inception of Princess Private Equity Holding Limited. Princess: based on monthly total return valuations. MSCI World TR: Bloomberg NDDUWI Index in EUR. Sharpe ratio: risk-free rate based on 3-month EURIBOR (Bloomberg: ECCOTR03 Index). **Largest ten direct investments** Based on net asset value. **Monthly net performance (total return)** Based on monthly total return valuations. **Portfolio composition** Based on total value of investments.

This document is not intended to be an investment advertisement or sales instrument; it constitutes neither an offer nor an attempt to solicit offers for the product described herein. This report was prepared using financial information contained in the company's books and records as of the reporting date. This information is believed to be accurate but has not been audited by any third party. This report describes past performance, which may not be indicative of future results. The company does not accept any liability for actions taken on the basis of the information provided. Please consult the constituent documents for a more complete description of the terms.